

Local Market Update for December 2023

A RESEARCH TOOL PROVIDED BY THE INDIANA ASSOCIATION OF REALTORS®

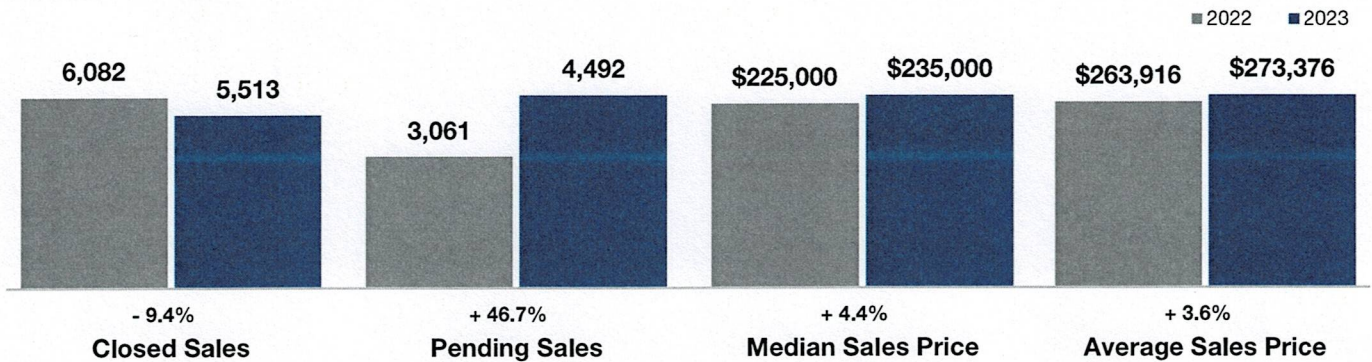


Entire State

Key Metrics	December			Year to Date		
	2022	2023	Percent Change	Thru 12-2022	Thru 12-2023	Percent Change
New Listings	4,455	4,461	+ 0.1%	102,792	90,837	- 11.6%
Closed Sales	6,082	5,513	- 9.4%	88,868	76,305	- 14.1%
Median Sales Price	\$225,000	\$235,000	+ 4.4%	\$235,000	\$245,000	+ 4.3%
Percent of Original List Price Received*	95.0%	95.0%	0.0%	98.5%	96.6%	- 1.9%
Months Supply of Inventory	2.2	1.8	- 18.2%	--	--	--
Inventory of Homes for Sale	16,142	11,721	- 27.4%	--	--	--

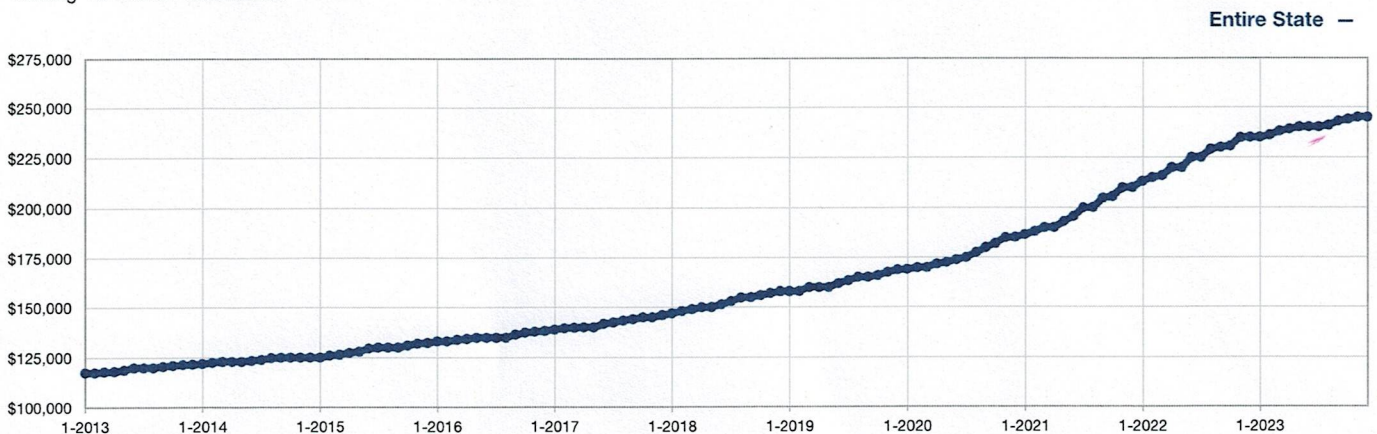
* Does not account for list price from any previous listing contracts. | Activity for one month can sometimes look extreme due to small sample size.

December



Median Sales Price

Rolling 12-Month Calculation



A rolling 12-month calculation represents the current month and the 11 months prior in a single data point. If no activity occurred during a month, the line extends to the next available data point.

Local Market Update for December 2023

A RESEARCH TOOL PROVIDED BY THE INDIANA ASSOCIATION OF REALTORS®

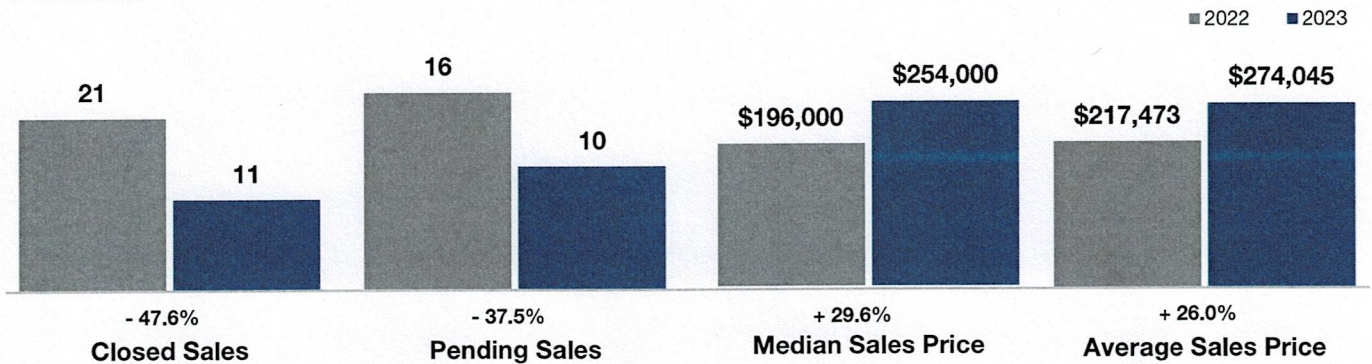


Marshall County

Key Metrics	December			Year to Date		
	2022	2023	Percent Change	Thru 12-2022	Thru 12-2023	Percent Change
New Listings	12	11	- 8.3%	379	352	- 7.1%
Closed Sales	21	11	- 47.6%	324	293	- 9.6%
Median Sales Price	\$196,000	\$254,000	+ 29.6%	\$189,450	\$230,000	+ 21.4%
Percent of Original List Price Received*	96.2%	91.6%	- 4.8%	97.5%	94.9%	- 2.7%
Months Supply of Inventory	2.1	2.8	+ 33.3%	--	--	--
Inventory of Homes for Sale	57	69	+ 21.1%	--	--	--

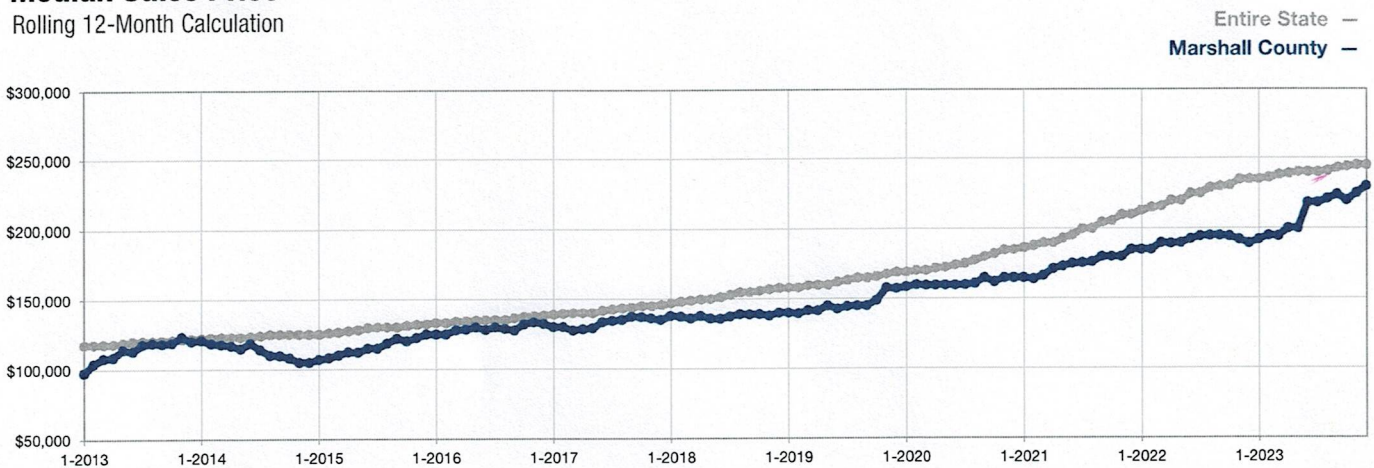
* Does not account for list price from any previous listing contracts. | Activity for one month can sometimes look extreme due to small sample size.

December



Median Sales Price

Rolling 12-Month Calculation



A rolling 12-month calculation represents the current month and the 11 months prior in a single data point. If no activity occurred during a month, the line extends to the next available data point.

Local Market Update for December 2023

A RESEARCH TOOL PROVIDED BY THE INDIANA ASSOCIATION OF REALTORS®

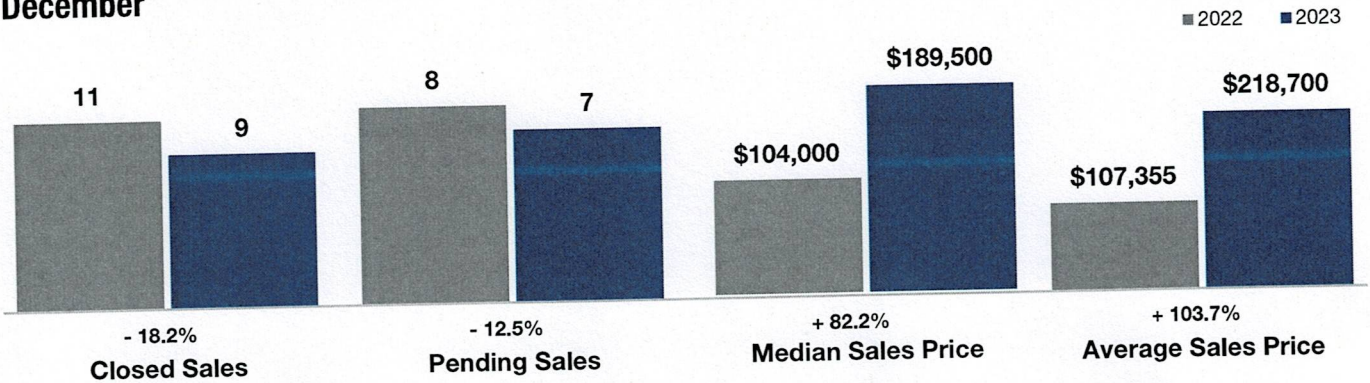


Fulton County

Key Metrics	December			Year to Date		
	2022	2023	Percent Change	Thru 12-2022	Thru 12-2023	Percent Change
New Listings	6	5	- 16.7%	154	132	- 14.3%
Closed Sales	11	9	- 18.2%	132	115	- 12.9%
Median Sales Price	\$104,000	\$189,500	+ 82.2%	\$152,250	\$172,250	+ 13.1%
Percent of Original List Price Received*	88.4%	95.7%	+ 8.3%	95.4%	95.2%	- 0.2%
Months Supply of Inventory	2.6	1.7	- 34.6%	--	--	--
Inventory of Homes for Sale	29	16	- 44.8%	--	--	--

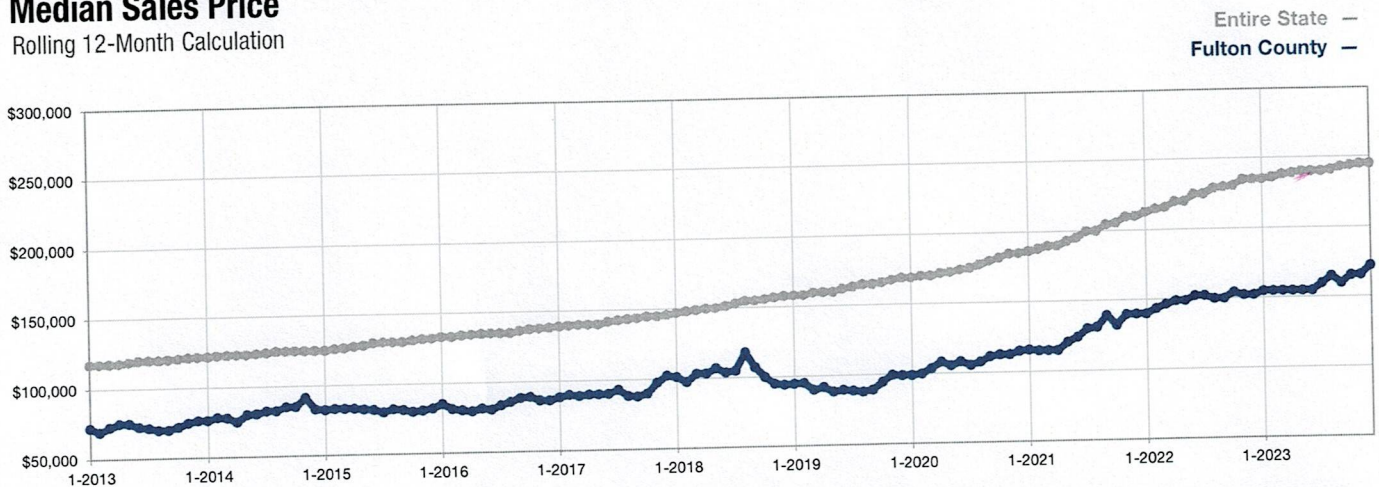
* Does not account for list price from any previous listing contracts. | Activity for one month can sometimes look extreme due to small sample size.

December



Median Sales Price

Rolling 12-Month Calculation



A rolling 12-month calculation represents the current month and the 11 months prior in a single data point. If no activity occurred during a month, the line extends to the next available data point.

Local Market Update for December 2023

A RESEARCH TOOL PROVIDED BY THE INDIANA ASSOCIATION OF REALTORS®

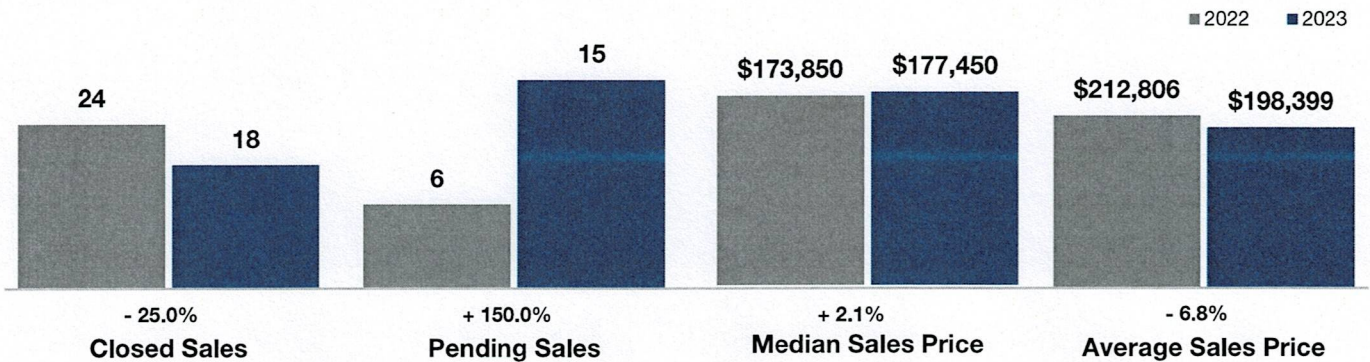


Starke County

Key Metrics	December			Year to Date		
	2022	2023	Percent Change	Thru 12-2022	Thru 12-2023	Percent Change
New Listings	8	14	+ 75.0%	316	266	- 15.8%
Closed Sales	24	18	- 25.0%	249	214	- 14.1%
Median Sales Price	\$173,850	\$177,450	+ 2.1%	\$170,000	\$185,000	+ 8.8%
Percent of Original List Price Received*	97.7%	92.9%	- 4.9%	94.6%	94.4%	- 0.2%
Months Supply of Inventory	2.1	2.6	+ 23.8%	--	--	--
Inventory of Homes for Sale	43	46	+ 7.0%	--	--	--

* Does not account for list price from any previous listing contracts. | Activity for one month can sometimes look extreme due to small sample size.

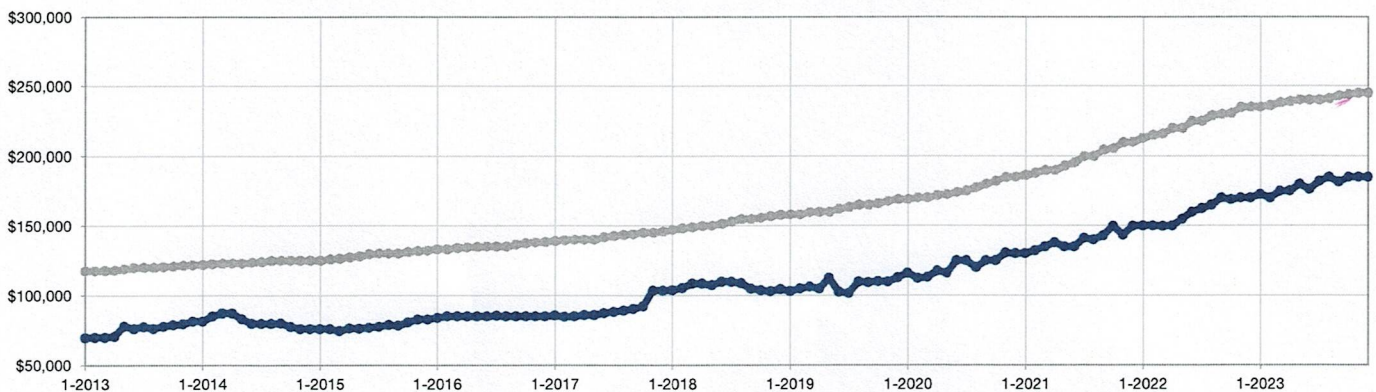
December



Median Sales Price

Rolling 12-Month Calculation

Entire State —
Starke County —



A rolling 12-month calculation represents the current month and the 11 months prior in a single data point. If no activity occurred during a month, the line extends to the next available data point.